



Kent & Masters quality leather saddles

- » Made in England
- » Fitting solutions for even the trickiest conformation
- » Well-designed competition models
- » Excellent value for money
- » 8 changeable gullet bar widths



NEW
S-Series
Dressage



the tree key.



SimaTree

The changeable gullet bars come in two lengths:

- » **The shorter S-Bar** to fit the lower-headed trees with shorter points and a square cantle
- » **The longer R-Bar** to fit the high-headed trees with long points and a round cantle. R-Bars are not available in Extra Extra Wide fitting

Girthing Options

Changeable girth straps give the option of a minimum of three possible girthing arrangements on every saddle, so saddle stability can be optimised instantly.



All models (except dressage) are fitted with three billets, with the third being moveable.



Neutral position

Initially girth up in the neutral position using the second and third billet, which is the same as girthing on the first and third on a saddle with a conventional girthing system.

Assess the saddle ridden, then adjust the girthing, if necessary, to use the first strap (which is attached to the point of the tree) and/or move the third strap onto the floating balance position to increase saddle stability.



Billet moved to floating balance position

Dressage

Dressage models should also be girthing up in the neutral position by starting with the moveable billet attached behind the point.

To increase the stability of the saddle you can move the billet onto the point.

For added security the point strap can then be locked in position by passing the billet through the loop at the bottom of the panel.



Neutral position



Billet moved to point



Point strap in locked position

Fitting Solutions

Kent & Masters offer saddles designed to fit the specific conformational requirements of different types of horses.

Examples of the two extremes of fitting options.



Cob GP

1. Flatter tree shape with a low head follows the low withered flat backed profile
2. Slim front and rear gussets create a low profile and reduce bulk between the horse and rider
3. Flexible girthing options assist saddle stability on cob types



High Wither GP

1. Deeper tree with a cut back head follows the higher withered profile
2. Deep front and rear gussets are balanced to provide clearance of the wither and along the spine
3. Long points and a drop panel ensure clearance of the wither is maintained

Behind the Kent & Masters saddlers' name is a quarter century of saddle-making experience, saddle-fitting knowledge to the highest standard and equestrian expertise proven at international level.



Made in England



General Purpose (Also in High Wither GP)



A universal fitting saddle with an open-headed tree and a broad panel design that interfaces well with most conformations. Cut far enough forward to allow for jumping and hunting, as well as schooling and hacking.

Colour: Black, Brown
Seat Size: 17", 17½", 18"
Changeable Gullet: R-Bar

€ 990,-

Cob General Purpose



Designed specifically for Cob types, this low profile saddle has a low-headed flat tree and straighter-cut slimline panels to minimise bulk between horse and rider. Four adjustable girthing options allow optimum saddle stability to be achieved.

Colour: Black, Brown
Seat Size: 17", 17½", 18"
Changeable Gullet: S-Bar

€ 990,-

GPD (Also in High Wither GPD)




Straighter cut panels and flaps make this the ideal choice for those more interested in flatwork, schooling, showing, hacking and low level dressage. All other fit and design details remain the same as our universal-fitting GP.

Colour: Black, Brown
Seat Size: 17", 17½", 18"
Changeable Gullet: R-Bar

€ 990,-

NEW Flat-Back General Purpose



Low-headed flat tree shape and standard depth panel combine to provide a fitting solution for the low-withered, flat-backed horse with an average barrel, such as the Dutch Warmblood. Suitable for hacking, schooling and jumping.

Colour: Black, Brown
Seat Size: 17", 17½"
Changeable Gullet: S-Bar

Dressage

(Also in High Wither & Cob)

€ 990,-



Generous breadth of panel, wide gullet and open-headed tree make this saddle easy to fit. Large moveable thigh block can be positioned to give the rider the required support. Three adjustable girthing options ensure saddle stability.

Colour: Black
Seat Size: 17", 17½", 18"
Changeable Gullet: R-Bar

€ 990,-

Pony



A range scaled to take children through their pony riding years. With a seat shape that helps develop an independent seat. Short panel design to fit short-backed ponies. Five girthing options. Long leg version available in 16" and 16½".

Colour: Black, Brown
Seat Size: 15", 15½", 16", 16½"
Changeable Gullet: S-Bar

€ 990,-



"I couldn't believe how instantly comfortable the saddle was to ride on. So much so, I felt confident enough to jump in it straight away!"

Helen Westmoreland riding Pre-Novice Eventer
Knockraths Ideal Flight





The new S-Series with superior craftsmanship and higher specification for a truly luxurious feel and appearance.



**NEW
S-Series
Dressage
Surface Block
(Also in High Wither)**

New dressage specific, open-headed tree suited to a wide variety of conformations. Low profile panel design offers closer rider contact and remarkable saddle stability. Three girthing options allow the saddle to be girthed according to the horse's movement. Surface-mounted thigh block for enhanced in-saddle stability.

Colour: Black
Seat Size: 17", 17½", 18"
Changeable Gullet: R-Bar

€ 1250,-




**NEW
S-Series
Dressage
Moveable Block
(Also in High Wither)**

Built on the same versatile fitting tree with low profile panels as the above model, but with moveable under-flap thigh blocks, which can be repositioned as required. Ghosted stitching on the knee pad helps it contour neatly around thigh block for added rider comfort.

Colour: Black
Seat Size: 17", 17½", 18"
Changeable Gullet: R-Bar

€ 1250,-

S-Series XC Mono Flap




Close contact Cross-Country saddle with fixed long billets and flat-seated tree. Flocked panels designed to create minimum bulk. Surface-mounted hide-covered thigh and calf blocks provide dynamic support when riding with a shortened stirrup length.

Colour: Black, Brown

Seat Size: 17", 17½"

Changeable Gullet: S-Bar

S-Series Jump



Cut-away panel allows horse's scapula to move freely. Flocked panel, changeable gullet and moveable billet positioning enable the fit to be tailored. Hide pad over the calf block and ghosted stitching in the knee pad provide extra rider comfort.

Colour: Black, Brown

Seat Size: 17", 17½"

Changeable Gullet: S-Bar

S-Series VSS

(Also in High Wither)




Ghosted stitching allows knee pad to contour over the knee-roll and hide-covered calf pad make this a high comfort GP. Cut forward enough to accommodate a jumping leg position. Open-headed tree and well-balanced panel make this a very universal fitting saddle.

Colour: Black, Brown

Seat Size: 17", 17½", 18"

Changeable Gullet: R-Bar



"The Kent & Masters S-Series has made it affordable for me to have a bespoke saddle for each discipline of Eventing."



All Kent & Masters saddles offer these flexible features to help fine-tune the fit:



1. Changeable gullet bar

Select the gullet bar to suit the horse's wither profile. There are 8 options including half widths (N/M to XXW) in the short S-Bar for low-headed saddles and 7 options (N/M to XW/XXW) in the long R-Bar for high-headed saddles.



2. Changeable girth straps

The third billet can be unlooped and moved on to the floating balance strap attachment. This provides 4 possible girthing arrangements for you to be able to optimise saddle stability.



THE CAMPAIGN FOR WOOL
PATRON: HRH THE PRINCE OF WALES


3. 100% British wool flocking

Being a natural fibre, wool flocking provides superior softness and comfort for the horse. It moulds and settles quickly and is easy to adjust to optimise panel contact with the horse.



4. Flocking slots

Two reinforced flocking slots at the front and rear allow quick adjustments to be made with the panel in situ.



5. Moveable blocks

Tailor the support of the rider's leg by repositioning the moveable blocks to accommodate differing leg lengths on the same seat size.

WE ADVISE THAT SADDLE FITTING IS CARRIED OUT BY A SADDLE FITTER



Kent & Masters,
Fryers Road,
Bloxwich,
Walsall,
West Midlands,
WS3 2XJ

Tel: 01922 711676
Fax: 01922 711654

info@kentandmasters.co.uk



Made in
England

kentandmasters.co.uk

